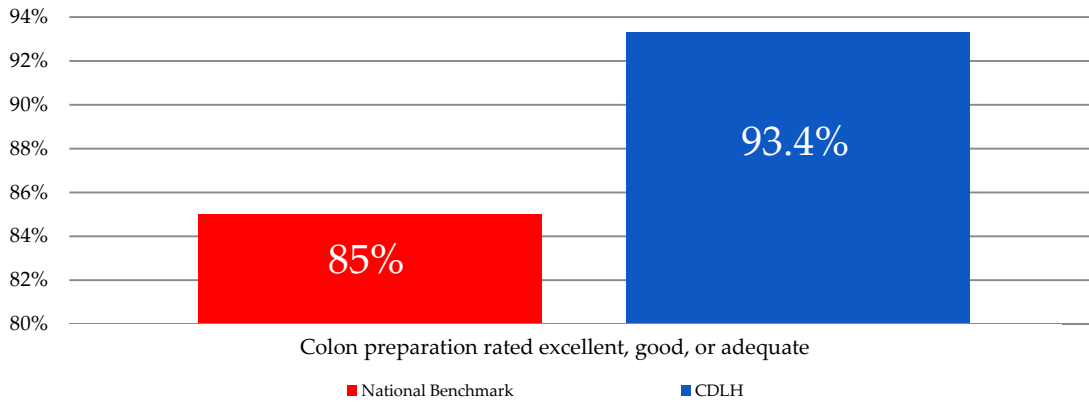


How do we compare nationally?

Quality Measures	National Benchmark	Average for Our Physicians		
		2014	2015	2016
Total Number of Colonoscopies		4,984	5,542	1,494
Avg # of colonoscopies by our MDs/Year	>200	712	693	166

How prepped were our patients colons?

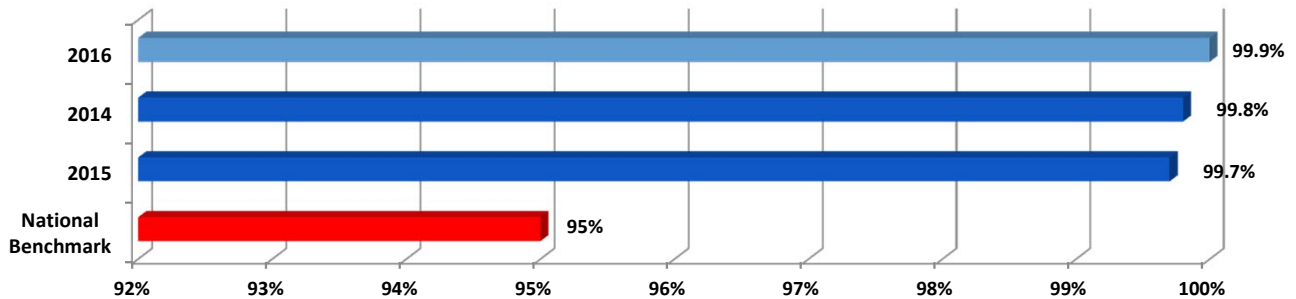


Our patients go above and beyond the National Benchmark for prep quality.

Excellent bowel cleansing = Higher adenoma detection rate

Was your exam completed to the end of the colon?

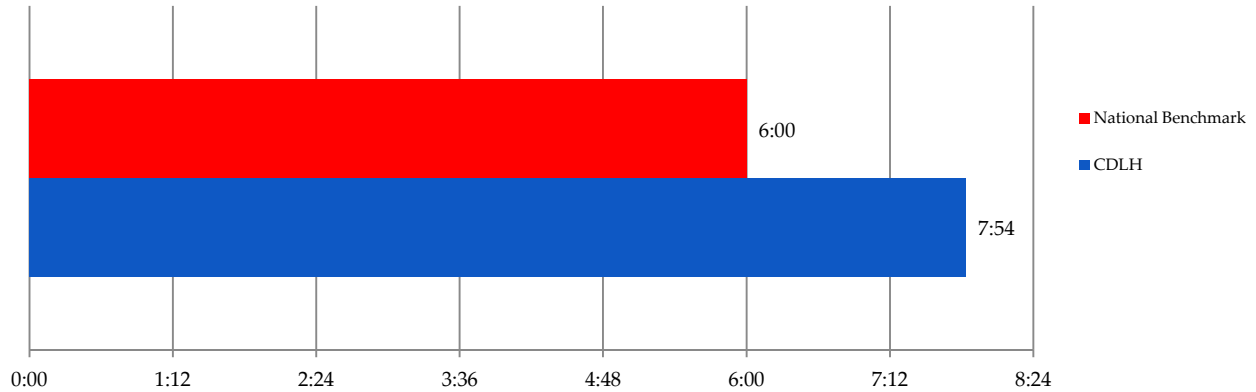
Cecal Intubation



When colonoscopies are not completed to the end of the colon, patients must be sent for additional procedures, such as X-rays. This adds to patient expense, discomfort, and missed work time.

Did we withdraw the scope timely in order to detect cancer?

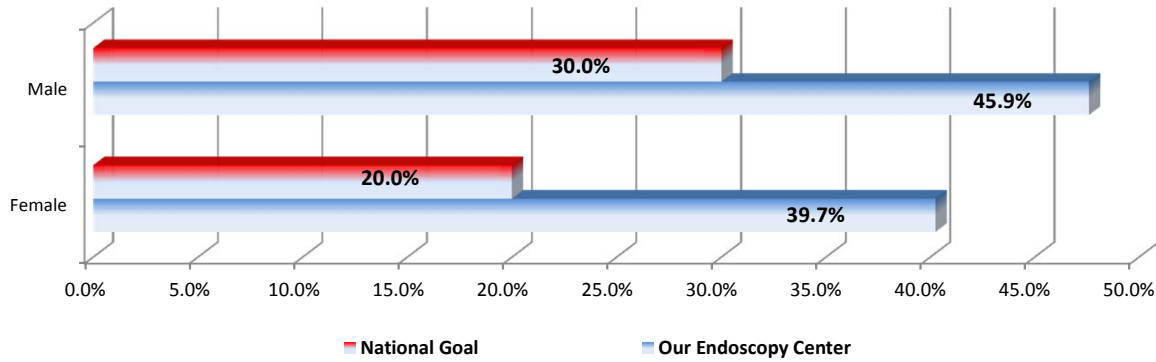
Scope Withdrawal Time



≥ 6 minute withdrawal time increases possibility of finding pre-cancerous or cancerous polyps!

How good are we at finding pre-cancerous polyps?

Adenoma Detection Rate (Age 50+)



We go above and beyond the National Benchmark in detecting pre-cancerous polyps.

Do we have any complications?

Complication Rate	National Benchmark	Average for		
		2014	2015	2016
Perforation	0.1-0.2%	0.020%	0.000%	0.000%
Bleeding	<1%	0.120%	0.000%	0.101%
Infection	<1 per 1.8 million	0.000%	0.144%	0.000%
Death	<1 per 20,000	0.000%	0.000%	0.000%