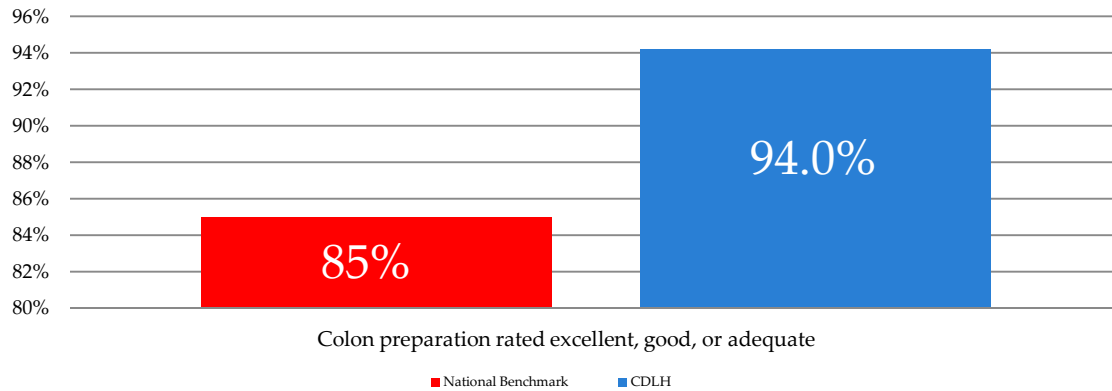


## How do we compare nationally?

Quality Measures	National Benchmark	Average for Our Physicians			
		2014	2015	2016	2017
Total Number of Colonoscopies		4,984	5,542	5,867	2,936
Avg # of colonoscopies by our MDs/Year	>200	712	693	733	367

## How prepped were our patients colons?

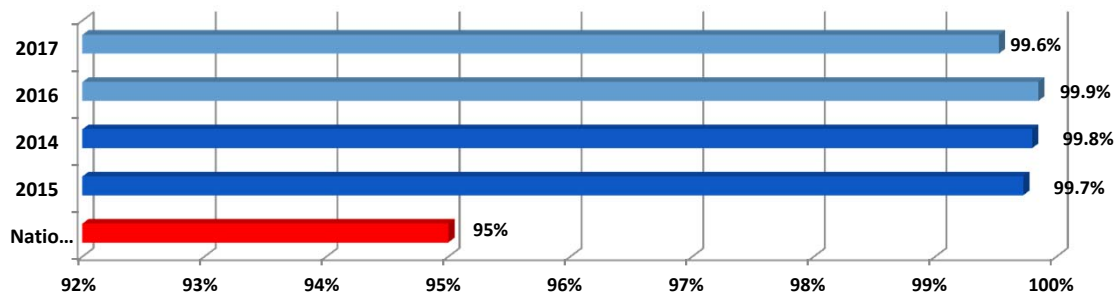


*Our patients go above and beyond the National Benchmark for prep quality.*

*Excellent bowel cleansing = Higher adenoma detection rate*

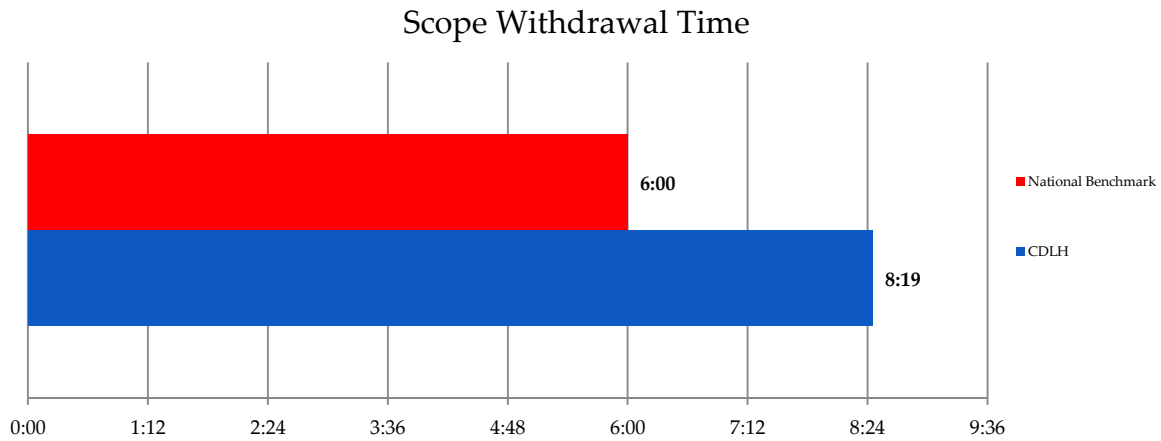
## Was your exam completed to the end of the colon?

### Cecal Intubation



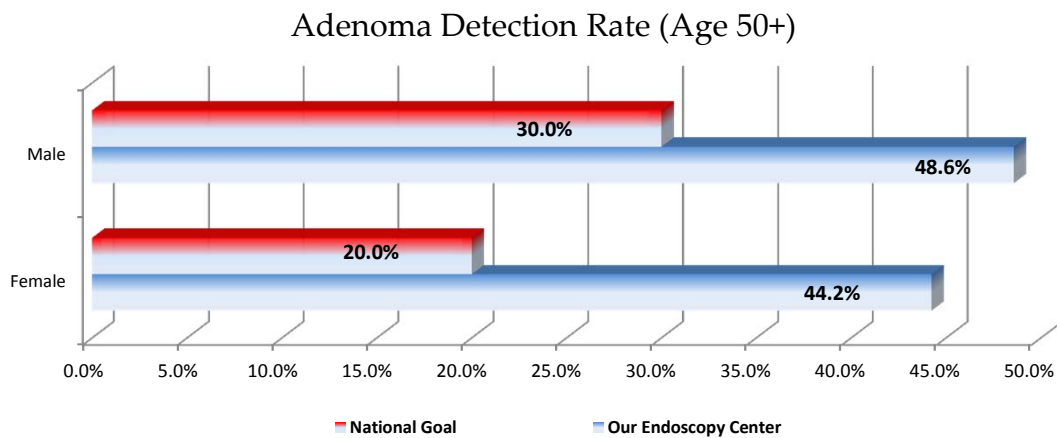
*When colonoscopies are not completed to the end of the colon, patients must be sent for additional procedures, such as X-rays. This adds to patient expense, discomfort, and missed work time.*

## Did we withdraw the scope timely in order to detect cancer?



*≥ 6 minute withdrawal time increases possibility of finding pre-cancerous or cancerous polyps!*

## How good are we at finding pre-cancerous polyps?



*We go above and beyond the National Benchmark in detecting pre-cancerous polyps.*

## Do we have any complications?

Complication Rate	National Benchmark	Average for			
		2014	2015	2016	2017
Perforation	0.1-0.2%	0.020%	0.000%	0.017%	0.000%
Bleeding	<1%	0.120%	0.000%	0.068%	0.068%
Infection	<1 per 1.8 million	0.000%	0.144%	0.000%	0.000%
Death	<1 per 20,000	0.000%	0.000%	0.000%	0.000%