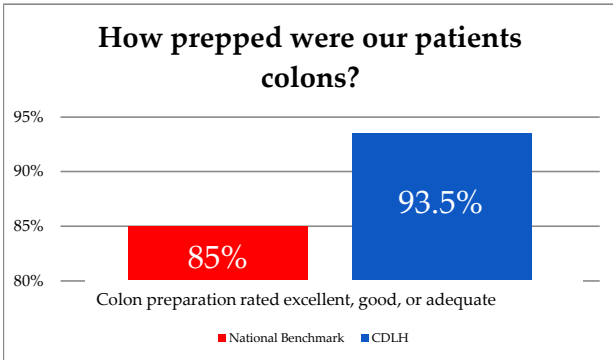


Quality Measures	National Benchmark	Average for Our Physicians	
		2014	2015
Total Number of Colonoscopies		4,984	5,542
Avg # of colonoscopies by our MDs/Year	>200	712	693

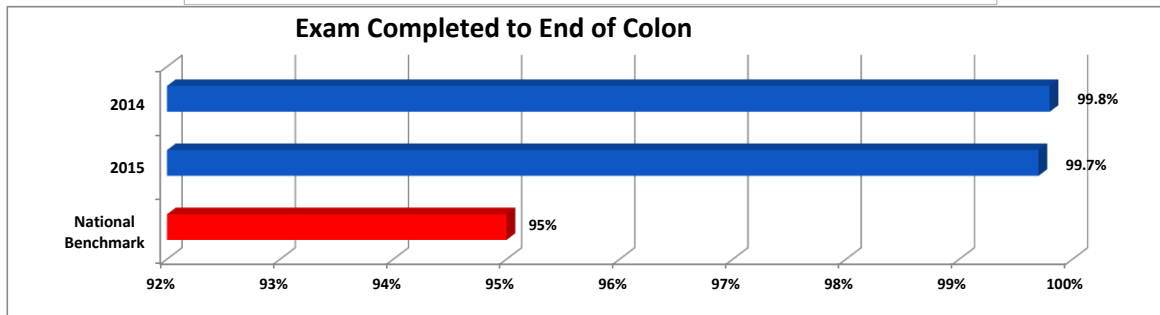


Our patients go above and beyond the National Benchmark for prep quality.

Excellent bowel cleansing = Higher adenoma detection rate

Cecal Intubation

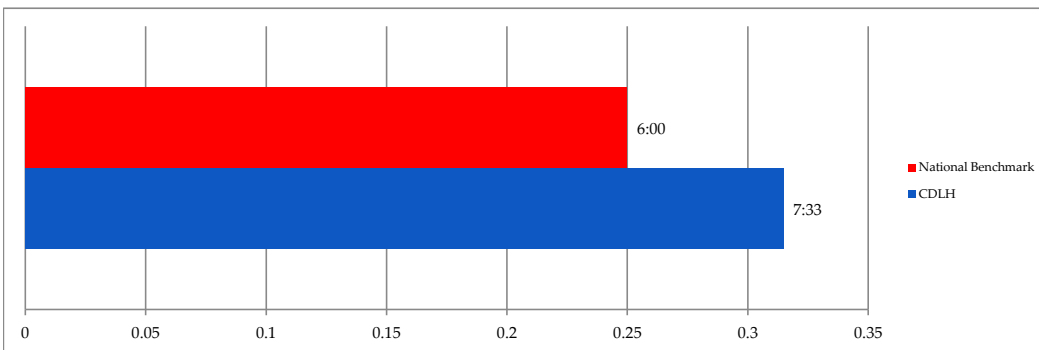
Was your exam completed to the end of the colon?



When colonoscopies are not completed to the end of the colon, patients must be sent for additional procedures, such as X-rays. This adds to patient expense, discomfort, and missed work time.

Scope Withdrawal Time

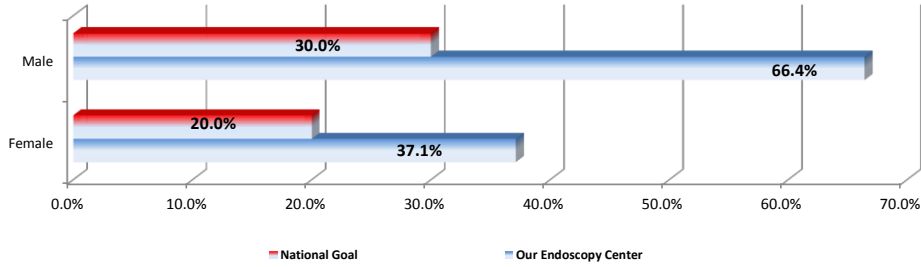
Did we withdraw the scope timely in order to detect cancer?



≥ 6 minute withdrawal time increases possibility of finding pre-cancerous or cancerous polyps!

Adenoma Detection Rate (Age 50+)

How good are we at finding pre-cancerous polyps?



We go above and beyond the National Benchmark in detecting pre-cancerous polyps.

Do we have any complications?

Complication Rate	National Benchmark	Average for	
		2014	2015
Perforation	0.1-0.2%	0.020%	0.000%
Bleeding	<1%	0.120%	0.144%
Infection	<1 per 1.8 million	0.000%	0.000%
Death	<1 per 20,000	0.000%	0.000%